




versaTM ●
THE SMART PLANK

MIRACLE MATERIAL
MILLION POSSIBILITIES




FIXING & INSTALLATION GUIDE

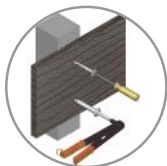
Do's




CUT WITH SAW ONLY



DRILL PILOT HOLE 04 MM
MORE THAN FASTENERS



SCREW OR RIVET ONLY




USE 2 FASTENERS ON WIDTH




ALLOW 5 MM SPACING FOR
EXPANSION


Don'ts



DO NOT CHISEL

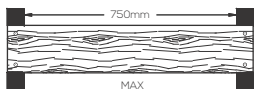


DO NOT NAIL

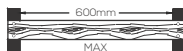


DO NOT EXCEED 750 MM SPAN
BETWEEN SUPPORTS

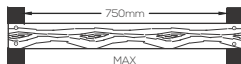
MAX SPAN



VERSA **MAXI**



VERSA **MINI**



VERSA **HOLLOW**

Scan the QR Code for
Installation Guide



www.versaplank.in